

**Key Stage 1 vocabulary:**

pattern	When lines, shapes or colours are repeated in artwork.
symmetry	When two halves of an artwork mirror each other.
regular	A pattern that repeats as you would expect.
irregular	A pattern that changes.
repeating	When a line, shape or colour is used again and again.

**Key Stage 2 Vocabulary:**

tessellation	Using 2D shapes (regular or irregular) in a repeating pattern to create an effect. There should be no gaps or overlaps.
abstract	Artworks that do not try to look like the thing they are portraying.
environmental	Artworks that use the natural world around them to create a pattern.
man-made	Artworks that use items people have made to create a pattern.

**Artists studied:**

**Oak – Andy Goldsworthy**




Goldsworthy uses natural items to explore patterns. He uses shape and colour for effect.

**Willow – Bridget Riley**

Riley uses tessellation to create interesting effects in her work.



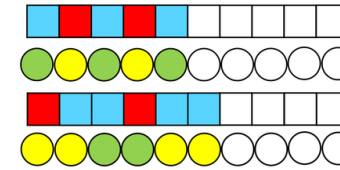
**Holly – M.C. Escher**



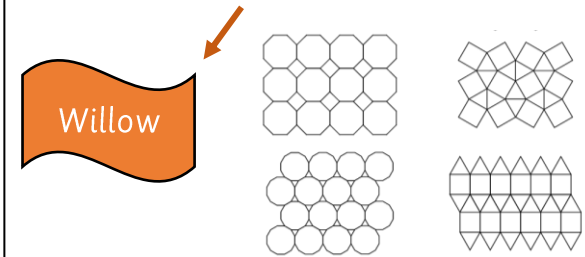
Escher interestingly blends pattern with negative and positive space in his artworks.

**Techniques:**

**Pattern**



Explore repeating patterns using regular and irregular styles.



Exploring tessellation with 2D shapes.



Experiment with abstraction, tessellation and regular/irregular to create patterns for a purpose.

