

**Key Stage 1 vocabulary:**

warm colours	Colours which make us think of warm things (red, yellow, orange)
cool colours	Colours which make us think of cool things (green, blue, purple)
primary colours	Colours which cannot be made.
secondary colours	Colours that can be made by mixing primary colours.

**Key Stage 2 Vocabulary:**

colour wheel	A circle divided into sections to show the relationship between primary and secondary colours.
tint	When an artist adds white to lighten a colour.
shade	When an artist adds black to darken a colour.
tone	When an artist adds grey to a colour.
hue	A pure colour with nothing added.

**Artists studied:**

**Oak – Vincent Van Gogh**



Van Gogh uses colour to explore feelings and emotions. He uses a range of colours.

**Willow – Wassily Kandinsky**

Kandinsky uses various tones of the same colour. He is interesting to study when mixing colour.



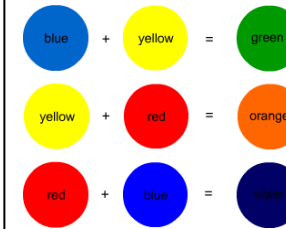
**Holly – Frida Kahlo**



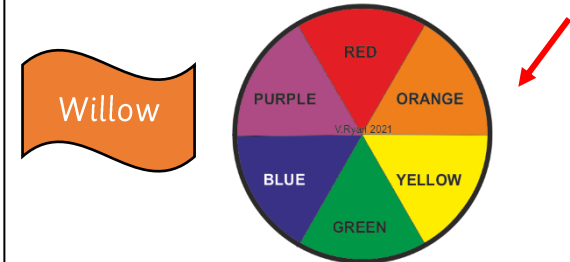
Frida Kahlo uses tints, shades and tones to create depth in her paintings. They are vibrant and energetic.

**Techniques:**

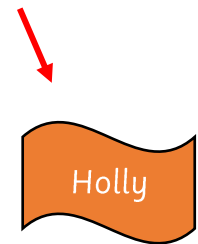
**Colour**



Mixing primary colours to make secondary colours.



Exploring the relationship between primary and secondary colours.



Exploring ways to change a colour using tint, shade and tone.

